

Downtown Dubai Apartments

2024 Resale Report

1st January - 31st December 2024

Powered by



PROPERTY MONITOR

AED 2,602 ▲ +9.3%

Average price per sq. ft

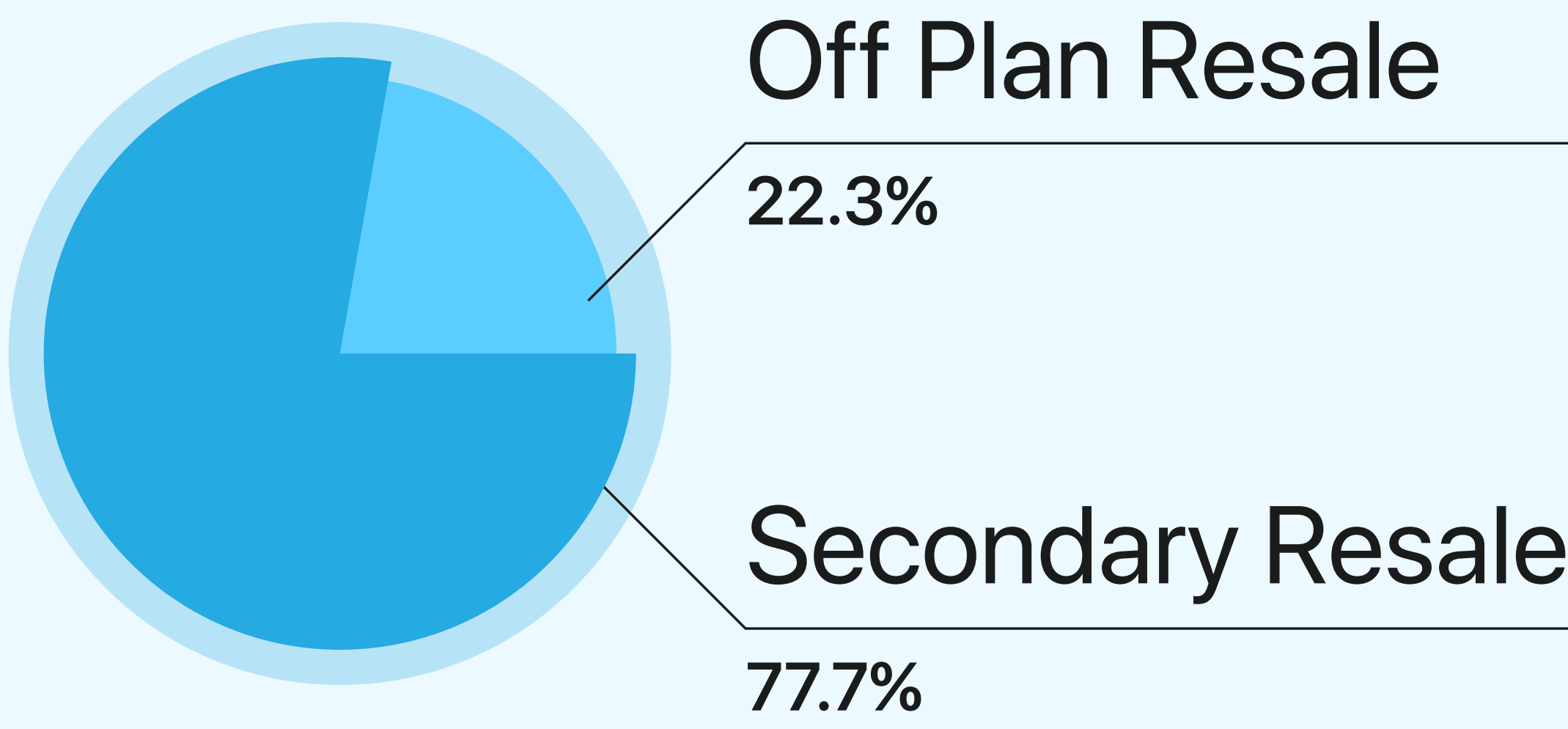
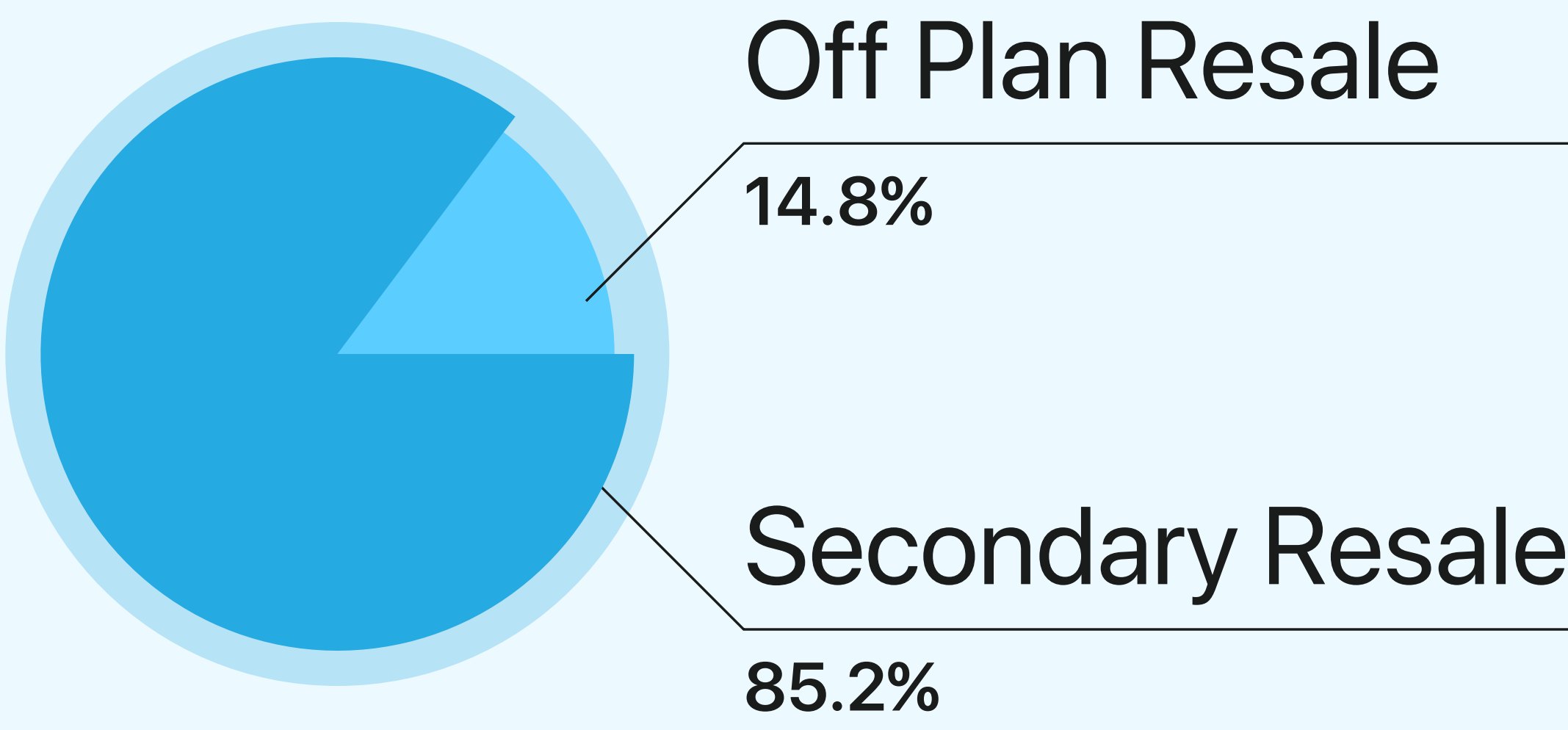
Compared to 2023

▼ -10.2%

2,594 resale transactions

▲ +1.8%

AED 9.549Bn total resale value



Average Resale Price

Per bedroom (2024)

Studio 1,233,573

134 transactions

1 bed 2,016,095

969 transactions

2 bed 3,702,922

1,039 transactions

3 bed 5,710,794

394 transactions

4 bed 22,166,543

50 transactions

5 bed 24,416,067

6 transactions

6 bed 39,125,000

2 transactions

Most Expensive Resales

AED 80,000,000

Downtown, Kempinski BLVD (Address Residences BLVD)

4 bedrooms

AED 65,000,000

Downtown, The 118

6 bedrooms

AED 44,000,000

Downtown, The Residences at Burj Khalifa

5 bedrooms

Rental Summary

AED 139 ▲ +19.3%

Average rental price per sq. ft

Compared to 2023

▲ +11.5%

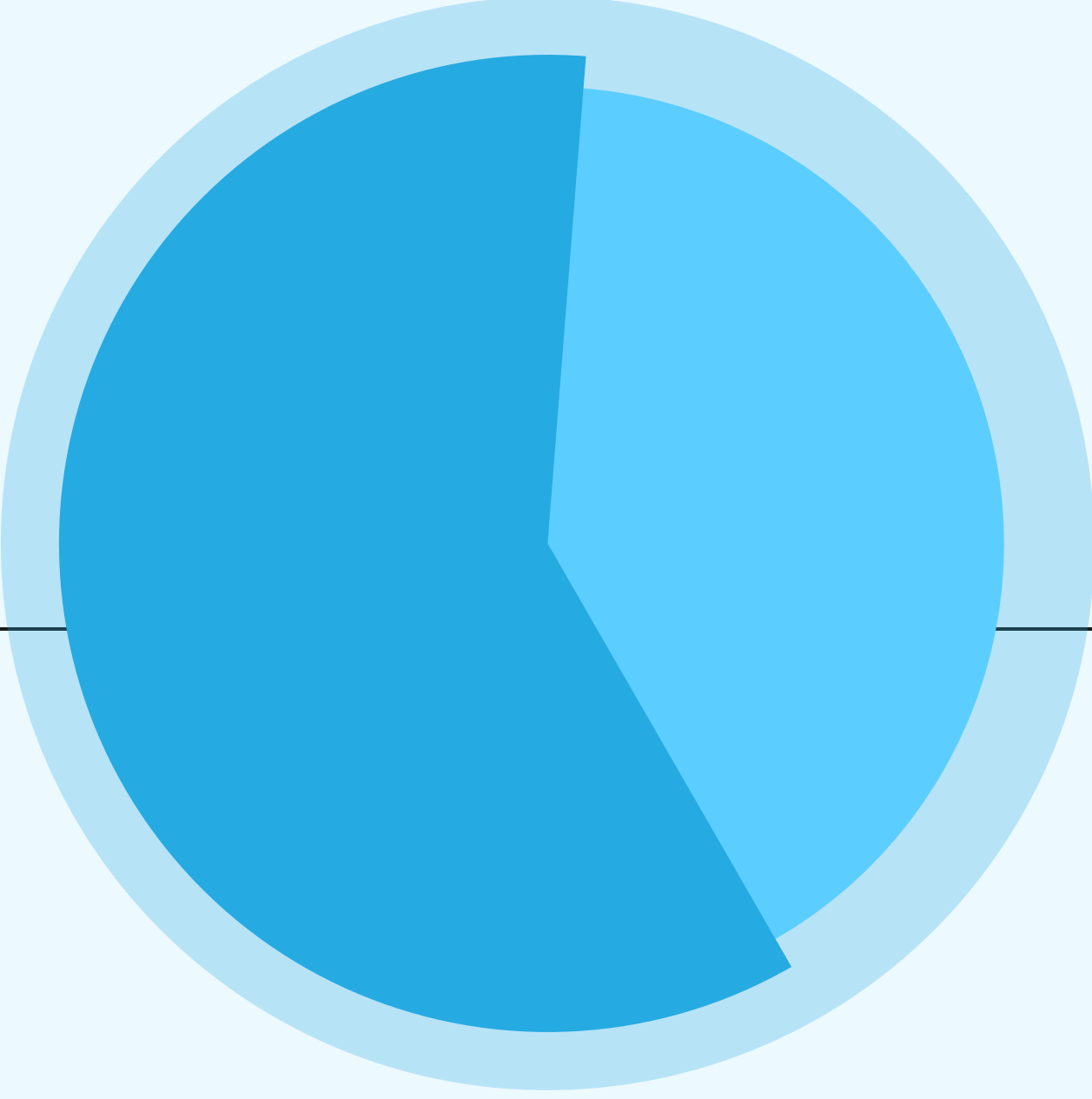
8,952 rental transactions

▲ +29.9%

AED 1.481Bn total rental value

New Contracts 59.6%

Renewal Contracts 40.4%



Average Rental Price

Per bedroom (2024)

Studio 75,636

513 transactions

1 bed 116,423

3,584 transactions

2 bed 183,956

2,979 transactions

3 bed 290,632

801 transactions

4 bed 609,649

37 transactions

5 bed 550,000

3 transaction

