

Palm Jumeirah Villas

H1 2024 Resale Report

(1st January — 30th June)

Powered by



PROPERTY
MONITOR

This report is a summary of the key trends in the Palm Jumeirah real estate market from H1 2024. All data provided is from residential resale (off-plan and secondary) and rental (new and renewal contracts) villa transactions.

▲ +29.1%
AED 7,569

Average price
per sq. ft

Compared to H1 2023

▼ -39.6%


64 transactions

▼ -31%

AED 2.490 Bn total resale value

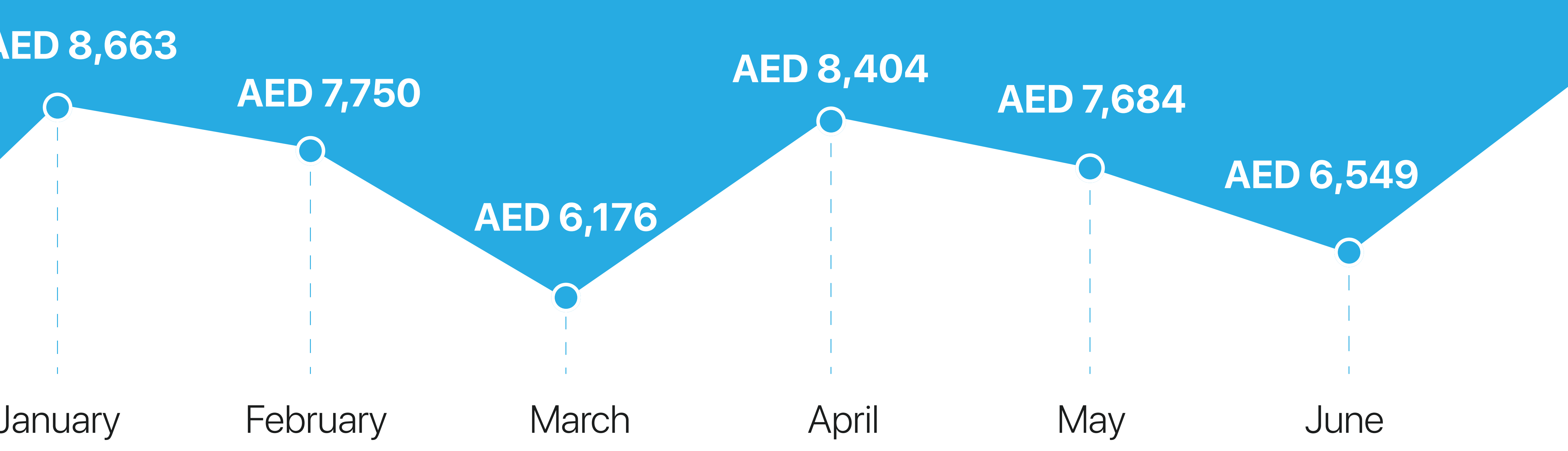
Transactions

Per month (2024)




Price per sq. ft

Average per month (2024)




Average price

Per bedroom (2024)



Most searched areas in Palm Jumeirah

Properties for sale (June 2024)



Bayut

Average rental price per sq. ft

Compared to H1 2023

▲ +90.7%
AED 225

▲ +0.8%

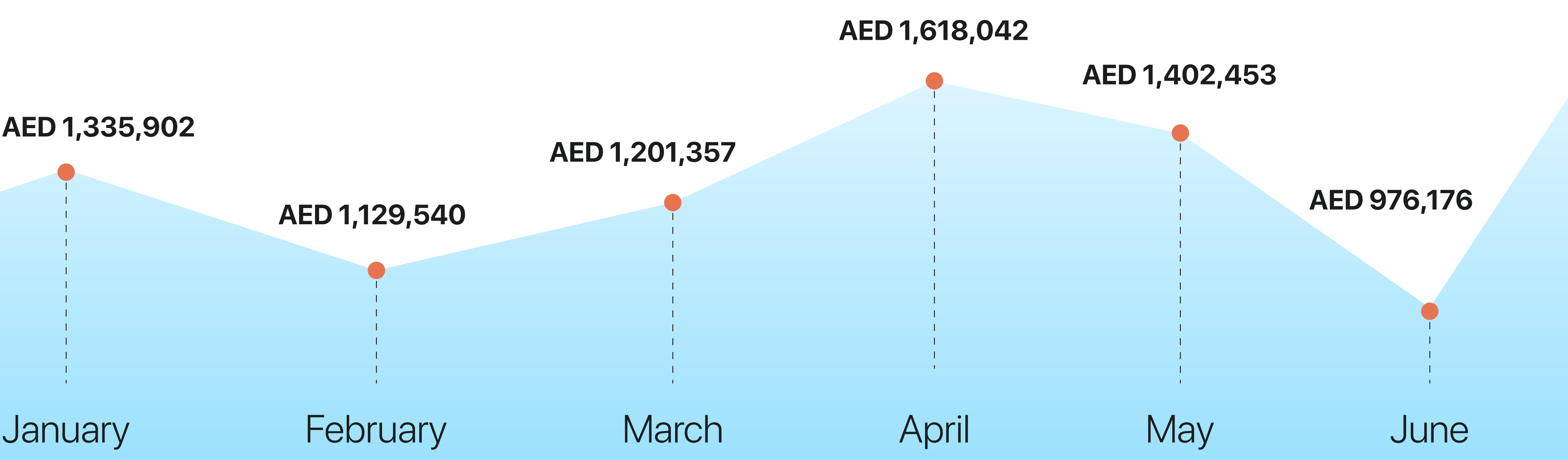
125 transactions

▲ +94.1%

160.9 Mn total rental value

Rental price

Average per month (2024)



METROPOLITAN
PREMIUM PROPERTIES